

Fish Eye – Menu

- Web: <http://www.cs.umd.edu/hcil/fisheyemenu/fisheyemenu-demo.shtml>

Human-Computer Interaction Lab / University of Maryland
home research publications academics about hcil members partnerships contact

ArrowBar ScrollBar Hierarchy **Fisheye**

Menu Content: 100 Web Sites

Focus Length: 15

Menu Selections:
Germany

To try the Fisheye Menu demo, you need a Java 2 plugin. It is available at [http://www.java.com](#) and gets automatically installed with your existing web browser (or you can download Java 2. Fisheye Menus work with Java 2).

Note that Fisheye Menus are not available in Netscape 4.0 or earlier.

Fisheye Menus

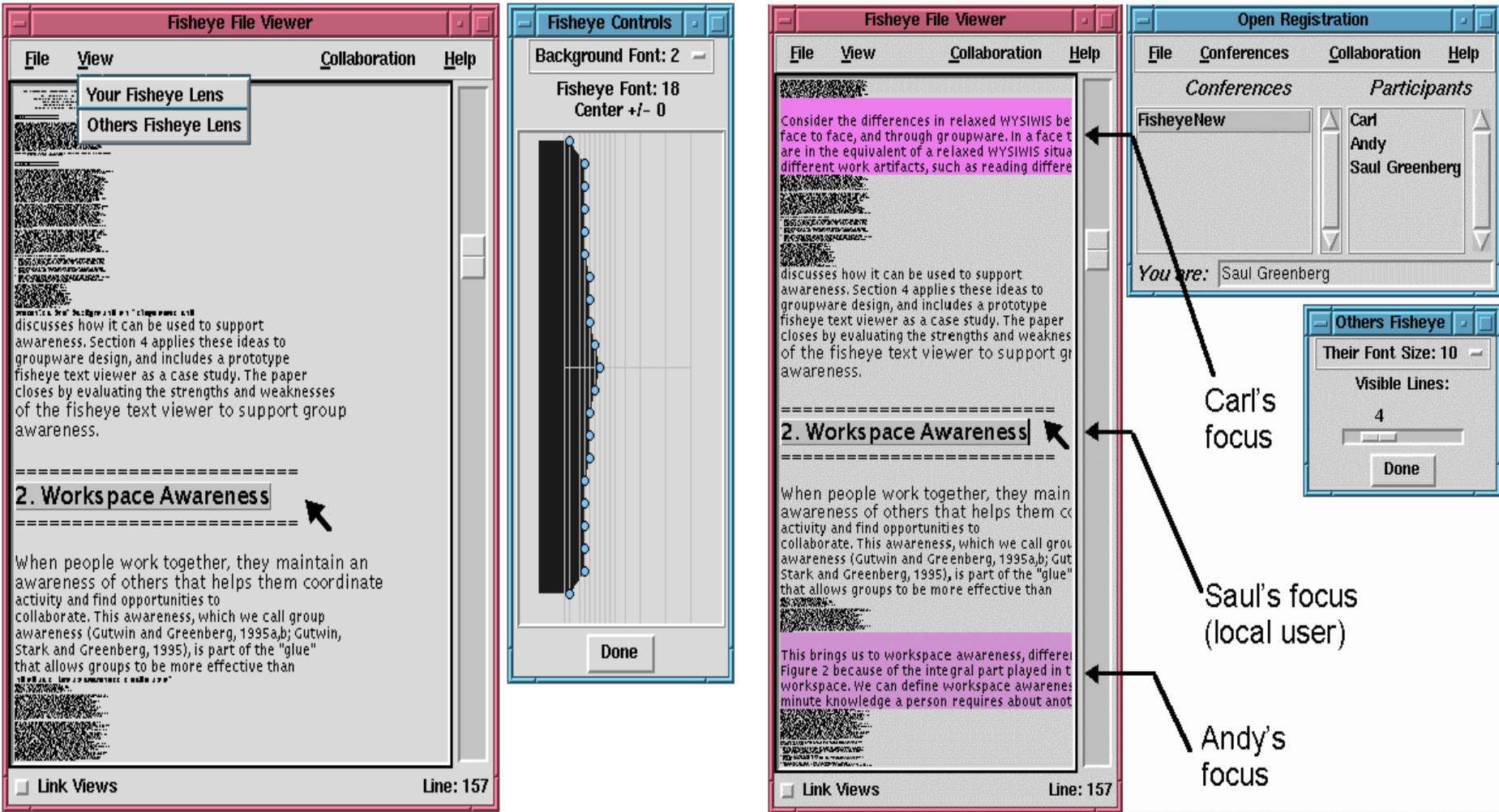
The applet on the left shows our fisheye menu, as well as the three most common mechanisms currently used to select from a long list: arrows to scroll the list, a scrollbar to scroll the list, and hierarchical organization.

The fisheye menu is designed to be self-explanatory. All of the items are visible, and can be accessed by moving the mouse. No mouse clicks are necessary for navigation. Because there are so many items, a small mouse motion will move to the next item, so a *focus lock* mode has been implemented which lets you select items near the focus more easily. Move the mouse on the right side of the fisheye menu to enter focus lock mode, or on the left side for

Applet FishEyeMenuTest started

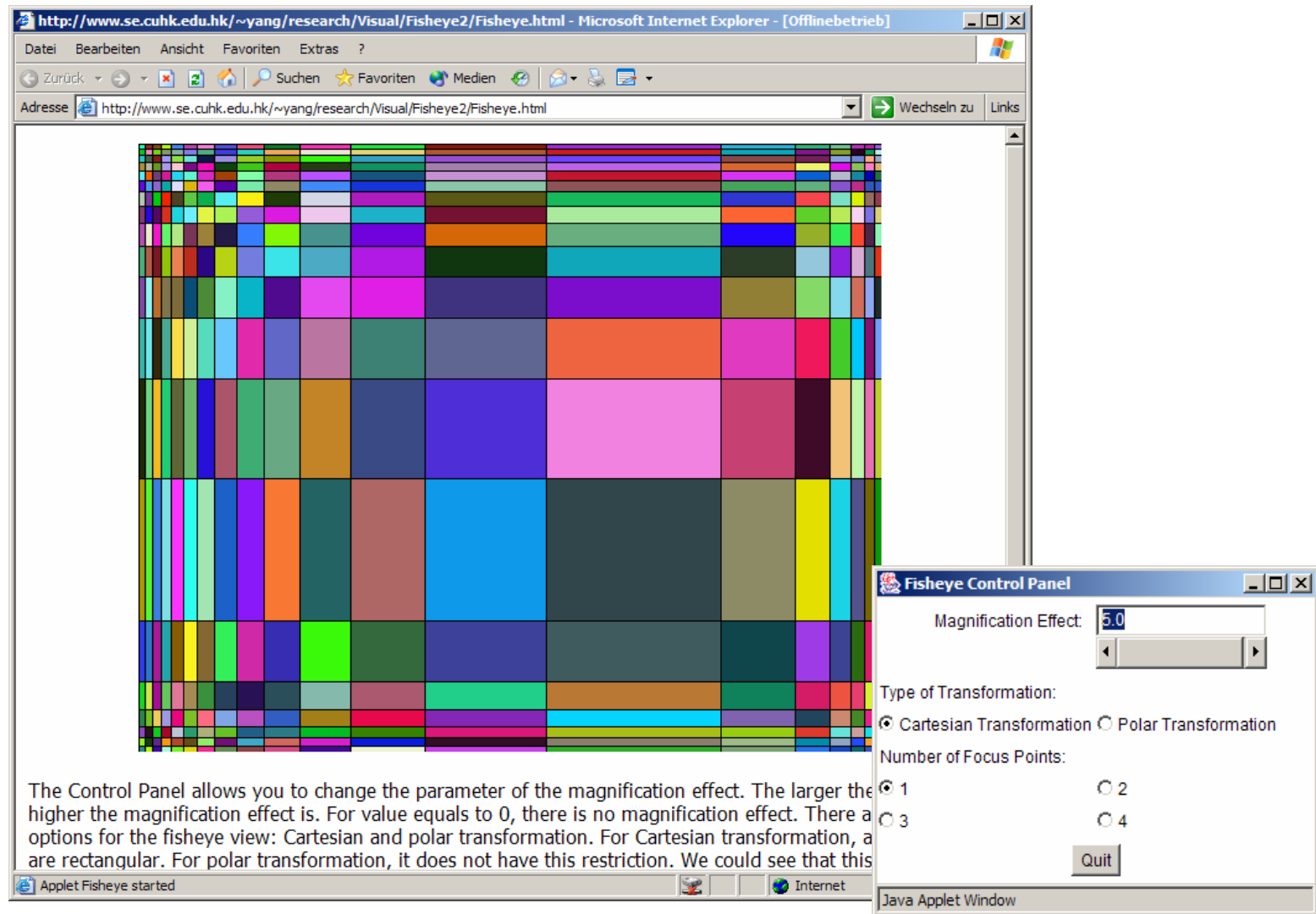
Fish Eye – Text Editor

- Web: <http://www.acm.org/sigchi/chi96/proceedings/shortpap/Greenberg3/sg2txt.htm>



Fish Eye – 20 x 20 Gitter

- Web: <http://www.se.cuhk.edu.hk/~yang/research/Visual/Fisheye2/Fisheye.html>



The Control Panel allows you to change the parameter of the magnification effect. The larger the value, the higher the magnification effect is. For value equals to 0, there is no magnification effect. There are two options for the fisheye view: Cartesian and polar transformation. For Cartesian transformation, the focus points are rectangular. For polar transformation, it does not have this restriction. We could see that this

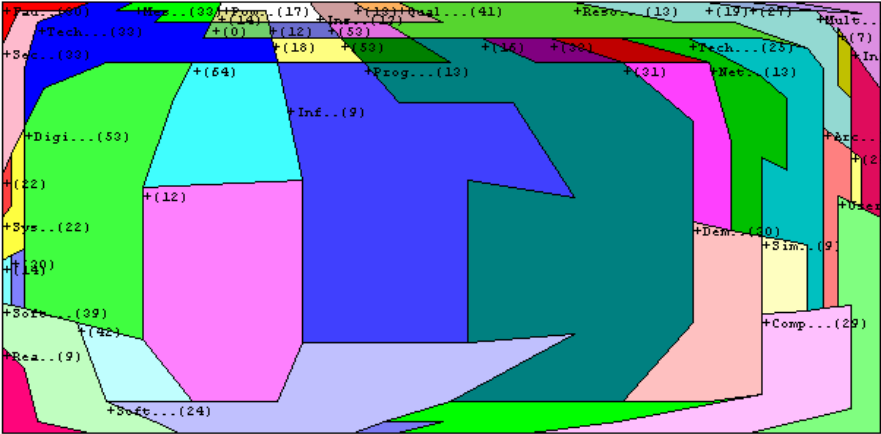
Fish Eye – Selbstorganisierende Karte

- Web: http://www.se.cuhk.edu.hk/~yang/research/Visual/fish_frac/frac.htm

1. Mouse double left-click to view the document index page of the corresponding region.
2. The current fractal view is computed by physical method, that is, the physical distances among neighbours. The future fractal view will add semantics method, so the logical Euclidian distances among category keywords are used.

Focused Document Title : Parallel Computers (12)

Fractal View Amount of display: (Low - High)



Fisheye View Scale: 4.5


Fisheye View Transform: Cartesian Polar Rect Circle

Restart

Applet frac started

Fish Eye – Tabelle

- Web: <http://www.tablelens.com/>

the**TableLens**experience → hot inxight 

hot gallery usage tips try/buy about


Table Lens is a revolutionary technology that allows end users to interact with data directly.

Ameritrade & Table Lens
makes it easy to analyze Mutual Funds


RECENT HOT TOPICS

2000 USA Census
See how the census affected the allocation of seats in Congress.

California Crisis
Refrigerators use 1/6th of household energy. Compare the energy usage data for different models.


StarTree
The fastest way to navigate content on the web!

Predict Superbowl 2001 Winner!



To begin, [Click here](#) to highlight the key stats of the main contenders. Sort the 4 most important columns by clicking in the column headers

- 1) "Yards per game" (Total yards by the offense per game, higher the better)
- 2) "3rd down efficiency" (higher the better)
- 3) "4th down efficiency" (higher the better)
- 4) "Opponent yards per game" (Total yards allowed by the defense per game, lower the better)

	Team	Ya...	Pas...	Rus...	3rd...	4th...	Tur...	Pun...	Opp...	Op...	Opp...	Con...	Div...
12	Washington												
13	New England												
14	Philadelphia												

St. Louis Rams dominates in most of the sorts above. TableLens predicts [St. Louis Rams](#) to win Superbowl 2001.